

Long-Life™ MCP Selection Guide



Long-Life™ Microchannel Plates

Long-Life™ Microchannel Plates exclusively from PHOTONIS provide sustained output up to five times longer than other MCPs.

Extended Dynamic Range™ MCPs provide the highest dynamic range available (EDR).

Detection Efficiency - PHOTONIS offers small pore MCPs and optional enhancement coatings for the highest possible detection efficiency.

TruLite™ MountingPad™ MCPs reduce the Time-of-Flight Mass Spectrometer arrival time jitter.




PHOTONIS brings you the most advanced MCP technology in the World

PHOTONIS products have led the industry in electro-optics and fiber optics for over 40 years. We supply standard and custom made products and offer personal expert service designed to meet the rigorous demands of radiation detection and signal amplification applications. Our unrivaled expertise in designing and manufacturing Long-Life™ Microchannel Plates and related technology ensures the most sensitive and highly-integrated systems available for today and tomorrow.

Our diverse manufacturing capabilities provide solutions for any detection application, no matter how unique. PHOTONIS is the largest microchannel plate manufacturer in the world with the most advanced equipment for producing MCPs and MCP Detector Assemblies (APDs) to add additional value.

PHOTONIS Long-Life™ Microchannel Plates use an exclusive material which has demonstrated superior lifetime characteristics in a wide range of detection and imaging applications.

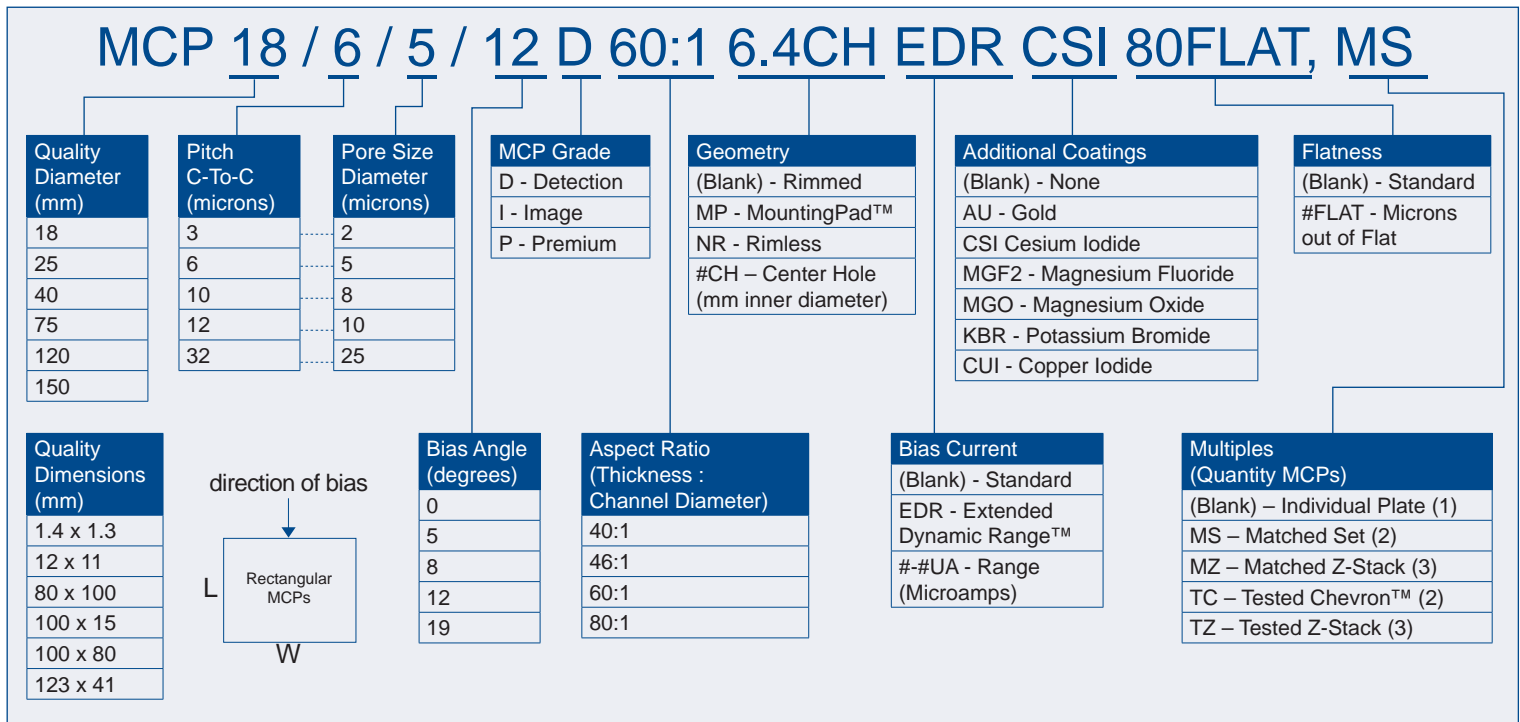
Long-Life™ Microchannel Plates are the foundation for a variety of applications including image intensification, remote detection, surface science, space science, high energy physics, and mass spectrometry. They offer longer life, higher gain, and lower dark current than any other commercially available microchannel plate.



PHOTONIS 2-micron pore MCP provide the highest spatial and temporal resolution in the world.

Our unique MountingPad™ design minimizes MCP warping and cracking. TruFlite™ MCPs are optimized for flatness to reduce time jitter for Time-of-Flight applications.

This table will help you to select the right configuration for your specific application. If you have any questions or need assistance, do not hesitate to contact us at sales@usa.photonis.com.



Custom MCPs

In addition to the most complete line of standard MCPs available, PHOTONIS also offers a wide range of custom products. Among the options available are: Custom formats (rectangular, annular sector, circular zone, virtually any shape and size), enhancement coatings, optimized bias currents, specialized performance testing, custom aspect ratios, custom electroding depths and Square Pore MCPs e.g. for UV and X-ray focusing.

Pitch / Pore Size

The spatial and temporal resolution of microchannel plates varies inversely with their center-to-center spacing (Pitch). Our highest resolution 2µm pore MCPs are ideal for applications where image detail or fast response time is important.

Bias Angle

The bias angle of a microchannel plate is the angle of the channel with the surface normal. It can be varied in order to optimize the angular dependency of UV and soft X-ray detection. Collimation applications primarily select 0° bias angles. High resolution analog detection applications are optimal at 5°. Chevron and Z-Stack assemblies perform best with 8° or 12° bias angle MCPs.



Three Classifications of MCPs

Detection Grade MCPs are designed for a wide range of signal detection applications where devices are used as single-point detectors and amplifiers. Detection grade is typical for Time-of-Flight mass spectrometry, residual gas analysis and point detectors. Detection grade is the best choice and value for non-imaging applications.

Image Grade MCPs are designed for imaging or position sensing applications. When used in conjunction with an appropriate readout, these devices provide an intensified high resolution image. Image grade is found in such applications as image intensifier tubes, ultra-fast cathode ray tubes and various analytical techniques such as ESCA, magnetic sector mass spectrometry and VUV spectrometry.

Premium Grade MCPs are manufactured to the highest quality specifications achievable. They are used in precision imaging applications requiring superior image quality such as high speed photography, image intensifiers and other electronic imaging applications. Premium grade MCPs are the preferred choice for space applications where product reliability and performance are critical.

Extended Dynamic Range™

The dynamic range of an MCP is ultimately limited, at high count rates, by the bias current. Secondary electrons produce a region of charge depletion at the emissive surface. Further multiplication cannot occur until the charge is replenished. The Extended Dynamic Range™ (EDR) option will typically increase the detection limit by a factor of ten.

Aspect Ratio

PHOTONIS offers Standard 40:1 Channel Length-to-Diameter (L/D) ratio or Advanced Performance 60:1 L/D ratio MCPs. Standard MCPs have been optimized and demonstrate superior performance for imaging applications. Advanced Performance MCPs are the preferred devices for most detection applications. Advanced Performance MCPs provide a higher gain and narrower Pulse Height Distribution and with their higher length-to-diameter ratio a thicker, more robust microchannel plate. This ensures greater mechanical durability and simplifies handling and assembly operations.


MCP Configurations

Matching the bias currents of an MCP set allows the set to be operated by a single power supply, which eliminates the need for center tabs and voltage dividers, leading to improvements in spatial resolution and Pulse Height Distribution. There are two basic modes of MCP Operation, i.e. Pulse Counting detection and Current Amplifier Mode (or Analog Mode).

- **MS: Matched Set** – 2 matched resistance MCPs suitable for a Chevron™.
- **TC: Tested as a Chevron™** – 2 matched resistance MCPs tested in the high gain Chevron™ configuration.
- **MZ: Matched Z** – 3 matched resistance MCPs suitable for making a Z-Stack.
- **TZ: Tested as a Z-Stack** – 3 matched MCPs tested in the high gain Z-Stack configuration.

Format

PHOTONIS offers a wide range of standard and custom formats such as rectangular, arced or with mounting holes, and in virtually any shape and size.

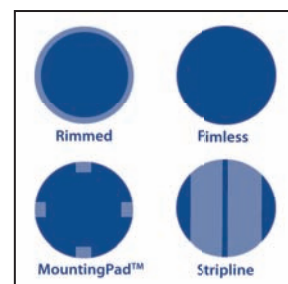


MountingPad™ Technology

PHOTONIS' patented MountingPad™ Technology provides advantages over both Rimmed and Rimless MCPs by virtually eliminating MCP warping and cracking that can occur with moisture absorption.

Coatings

The standard MCP electroding coating is NiCr. Cesium Iodide (CsI), Copper Iodide (CuI), and Magnesium Fluoride (MgF₂) enhance the detection of ultraviolet photons from 20 to 200 nm. MgO improves electron detection efficiency. KBr improves detection efficiency of soft X-rays in the 0.2 to 9 keV range. Gold (Au) electrodes are available for rapid charge replenishment.



PHOTONIS also offers stripline coatings on MCPs. Stripline MCPs are image-grade detectors with several layers of electroding material to sequentially capture high-speed charged particle events.

MCP Performance Characteristics

Configuration	L/D Ratio	Max. Voltage	Gain	Pulse Height
CEMA 1 MCP	40:1	1000	>4x10 ³	Neg. Exp.
	60:1	1200	>1x10 ⁴	Neg. Exp.
Chevron™ 2 MCPs	40:1	2000	>4x10 ⁶	<175%
	60:1	2400	>1x10 ⁷	<100%
Z-Stack 3 MCPs	40:1	3000	>3x10 ⁷	<120%
	60:1	3600	>2x10 ⁸	< 60%

Applications

Some of the PHOTONIS Advanced Performance Long-Life™ Microchannel Plate Detector Applications:

- Time-Of-Flight Mass Spectrometry
- Secondary Ion Mass Spectrometry
- Scanning Electron Microscopy (SEM)
- Focused Ion Beam (FIB)
- e-Beam/ X-Ray Lithography
- Particle Physics
- Residual Gas Analysis (RGA)
- Ion Beam Profiling
- Plasma Profiling
- Semiconductor Metrology
- High Energy Physics
- Space Exploration

PHOTONIS

For more information, please visit www.photonis.com

PHOTONIS USA Inc.

Sturbridge Business Park
P.O. Box 1159
Sturbridge, MA 01566
United States of America

T +1 800 648 1800 (US & Can)
T +1 508 347 4000 (Int. calls)
F +1 508 347 3849

Email: sales@usa.photonis.com

PHOTONIS France SAS

Avenue Roger Roncier
19100 Brive La Gaillarde
France

T +33 (0)555 86 37 00
F +33 (0)555 86 37 74

Email: sales@photonis.com