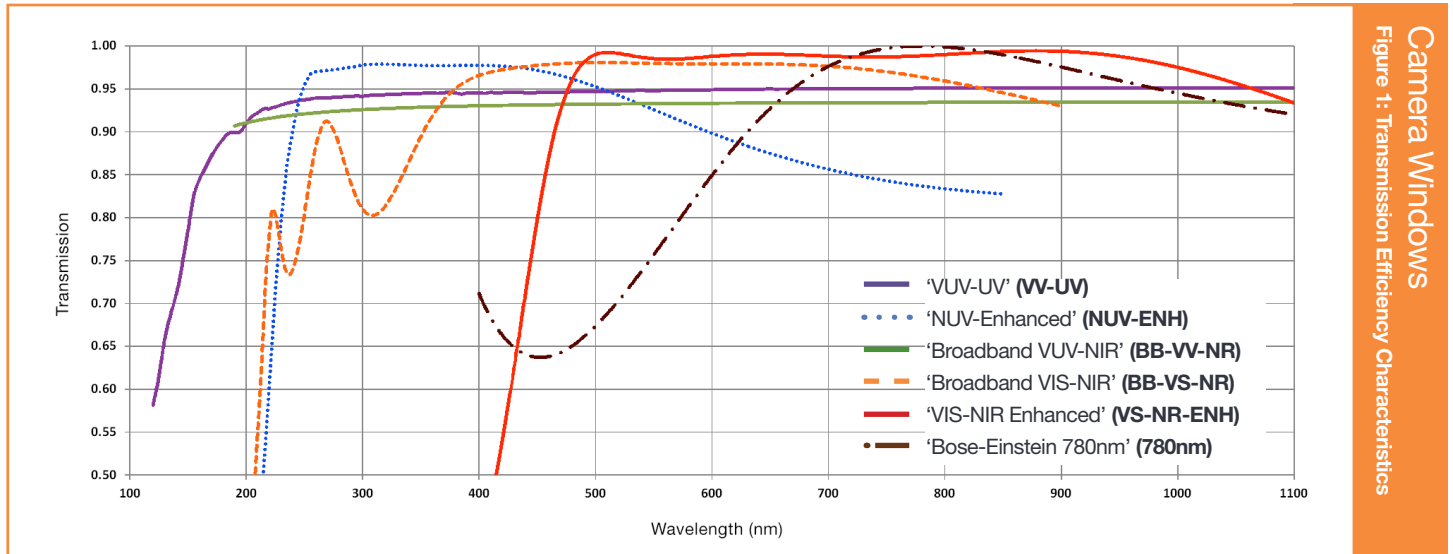


## Selecting a window for your camera



The standard camera window (S) has been selected to satisfy most applications. However, other options (O) are readily available without requiring a Customer Special Request (CSR). This document provides a summary of how to select the correct optional camera window and associated part code for your camera type. Refer to the Technical Note *Camera Windows: Optimizing for Different Spectral Regions* for further technical information.

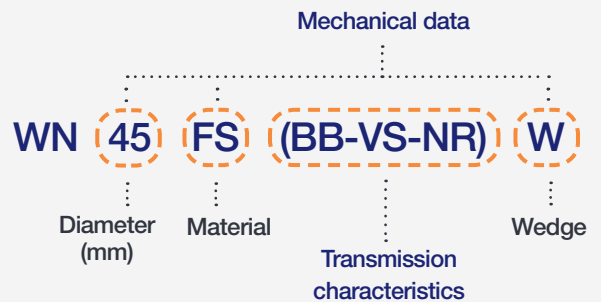
## Camera window code format

Camera Window codes are constructed using subsets of codes that relate to their **Mechanical data** and their **Transmission characteristics**.

This example provides an outline of the code **WN45FS(BB-VS-NR)W**

**Mechanical data: WN45FS(\*\*\*\*)W**  
(45) 45 mm diameter, (FS) fused Silica, (W) wedged

**Transmission characteristics (BB-VS-NR)**  
'Broadband VIS-NIR'



## Step 1 Confirm mechanical data code for your camera type

Confirm the **Mechanical Data** code that applies to your camera type. These are defined below in Table 1.

Camera Type	iXon, Clara, iKon-M	iKon-L	Neo	Newton, iDus, iVac	Newton-xx-DD, iDus-LDC-DD
Mechanical specifications code	WN35FS(****)y or WN35MF(****)U	WN60FS(****)U or WN60MF(****)U	WN45FS(****)y	WN45FS(****)y or WN45MF(****)U	WN49FS(VS-NR-ENH)W(1) or WN45FS(****)y or WN45MF(****)U

**Table 1: Mechanical specifications code for each camera window by camera type**

'y' denotes wedge or unwedged option (see Table 2), 'U' denotes unwedged, '(\*\*\*\*)' transmission characteristic code.

## Step 2 Select the required transmission characteristics and code

Select the **Transmission Characteristics** you require using Figures 1 & 2, and Table 2 on page 2.

## Step 3 Ordering

- The standard window is supplied by default unless another window option is selected.
- To order an alternative option, enter your camera window code as a separate line entry on the purchase order (PO).
- Due care should be taken to match the window to the specific camera (Table 1) and the required transmission characteristic (see Figures 1 & 2 and Table 2).
- In the unlikely case where a special specification is required, this can be done via the Customer Special Request (CSR) Process.

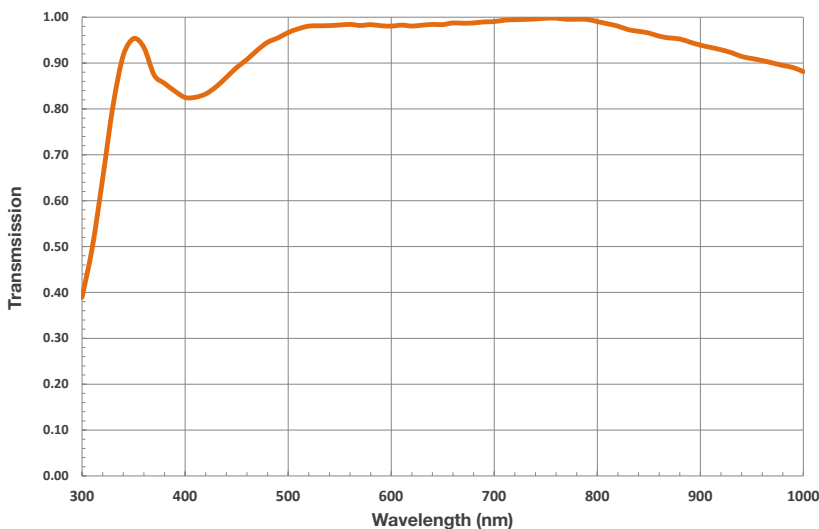


## iKon-XL Cameras

Product (Description) (Code)	'VUV-UV' Code - '(VV-UV)U'	'NUV-Enhanced' Code - '(NUV-ENH)U'	'Broadband VUV-NIR' Wedged Code - '(BB-VV-NR)W'	'Broadband VUV-NIR' Unwedged Code - '(BB-VV-NR)U'	'Broadband VIS-NIR' Wedged Code - '(BB-VS-NR)W'	'Broadband VIS-NIR' Unwedged (#) Code - '(BB-VS-NR)U'	'VIS-NIR Enhanced' Code - '(VS-NR-ENH)W'	'Bose-Einstein 780nm' Code - '(780nm)W'
<b>IKON-XL</b>								
XL-EA02-C0 (iKon XL 230 BB)	CSR	CSR	CSR	CSR	CSR	S#	CSR	n/a
XL-EA02-CS (iKon XL 230 BB)	CSR	CSR	CSR	CSR	CSR	S#	CSR	n/a
XL-EA02-D0 (iKon XL 230 BB)	CSR	CSR	CSR	CSR	CSR	S#	CSR	n/a
XL-EA02-DS (iKon XL 230 BB)	CSR	CSR	CSR	CSR	CSR	S#	CSR	n/a
XL-EA01-C0 (iKon XL 230 BV)	CSR	CSR	CSR	CSR	CSR	S#	CSR	n/a
XL-EA01-CS (iKon XL 230 BV)	CSR	CSR	CSR	CSR	CSR	S#	CSR	n/a
XL-EA01-D0 (iKon XL 230 BV)	CSR	CSR	CSR	CSR	CSR	S#	CSR	n/a
XL-EA01-DS (iKon XL 230 BV)	CSR	CSR	CSR	CSR	CSR	S#	CSR	n/a
XL-EA04-C0 (iKon XL 231 BB)	CSR	CSR	CSR	CSR	CSR	S#	CSR	n/a
XL-EA04-CS (iKon XL 231 BB)	CSR	CSR	CSR	CSR	CSR	S#	CSR	n/a
XL-EA04-D0 (iKon XL 231 BB)	CSR	CSR	CSR	CSR	CSR	S#	CSR	n/a
XL-EA04-DS (iKon XL 231 BB)	CSR	CSR	CSR	CSR	CSR	S#	CSR	n/a
XL-EA05-C0 (iKon XL 231 BEX2)	CSR	CSR	CSR	CSR	CSR	S#	CSR	n/a
XL-EA05-CS (iKon XL 231 BEX2)	CSR	CSR	CSR	CSR	CSR	S#	CSR	n/a
XL-EA05-D0 (iKon XL 231 BEX2)	CSR	CSR	CSR	CSR	CSR	S#	CSR	n/a
XL-EA05-DS (iKon XL 231 BEX2)	CSR	CSR	CSR	CSR	CSR	S#	CSR	n/a
XL-EA07-C0 (iKon XL 231 BEX2-DD)	CSR	CSR	CSR	CSR	CSR	S#	CSR	n/a
XL-EA07-CS (iKon XL 231 BEX2-DD)	CSR	CSR	CSR	CSR	CSR	S#	CSR	n/a
XL-EA07-D0 (iKon XL 231 BEX2-DD)	CSR	CSR	CSR	CSR	CSR	S#	CSR	n/a
XL-EA07-DS (iKon XL 231 BEX2-DD)	CSR	CSR	CSR	CSR	CSR	S#	CSR	n/a
XL-EA06-C0 (iKon XL 231 BR-DD)	CSR	CSR	CSR	CSR	CSR	S#	CSR	n/a
XL-EA06-CS (iKon XL 231 BR-DD)	CSR	CSR	CSR	CSR	CSR	S#	CSR	n/a
XL-EA06-D0 (iKon XL 231 BR-DD)	CSR	CSR	CSR	CSR	CSR	S#	CSR	n/a
XL-EA06-DS (iKon XL 231 BR-DD)	CSR	CSR	CSR	CSR	CSR	S#	CSR	n/a
XL-EA03-C0 (iKon XL 231 BV)	CSR	CSR	CSR	CSR	CSR	S#	CSR	n/a
XL-EA03-CS (iKon XL 231 BV)	CSR	CSR	CSR	CSR	CSR	S#	CSR	n/a
XL-EA03-D0 (iKon XL 231 BV)	CSR	CSR	CSR	CSR	CSR	S#	CSR	n/a
XL-EA03-DS (iKon XL 231 BV)	CSR	CSR	CSR	CSR	CSR	S#	CSR	n/a

**Table 2 part 2: Summary of the window options for each camera.**

**Notes:** **S#:** Standard window on Zyla, Neo and iKon-XL- refer to the *Transmission Efficiency Characteristics* curve below, **O:** options available, **CSR:** possible via CSR process, **n/a:** not applicable.



**Figure 2: Transmission Efficiency Characteristics of the Standard "S#" window used in the Zyla, Neo and iKon-XL models**