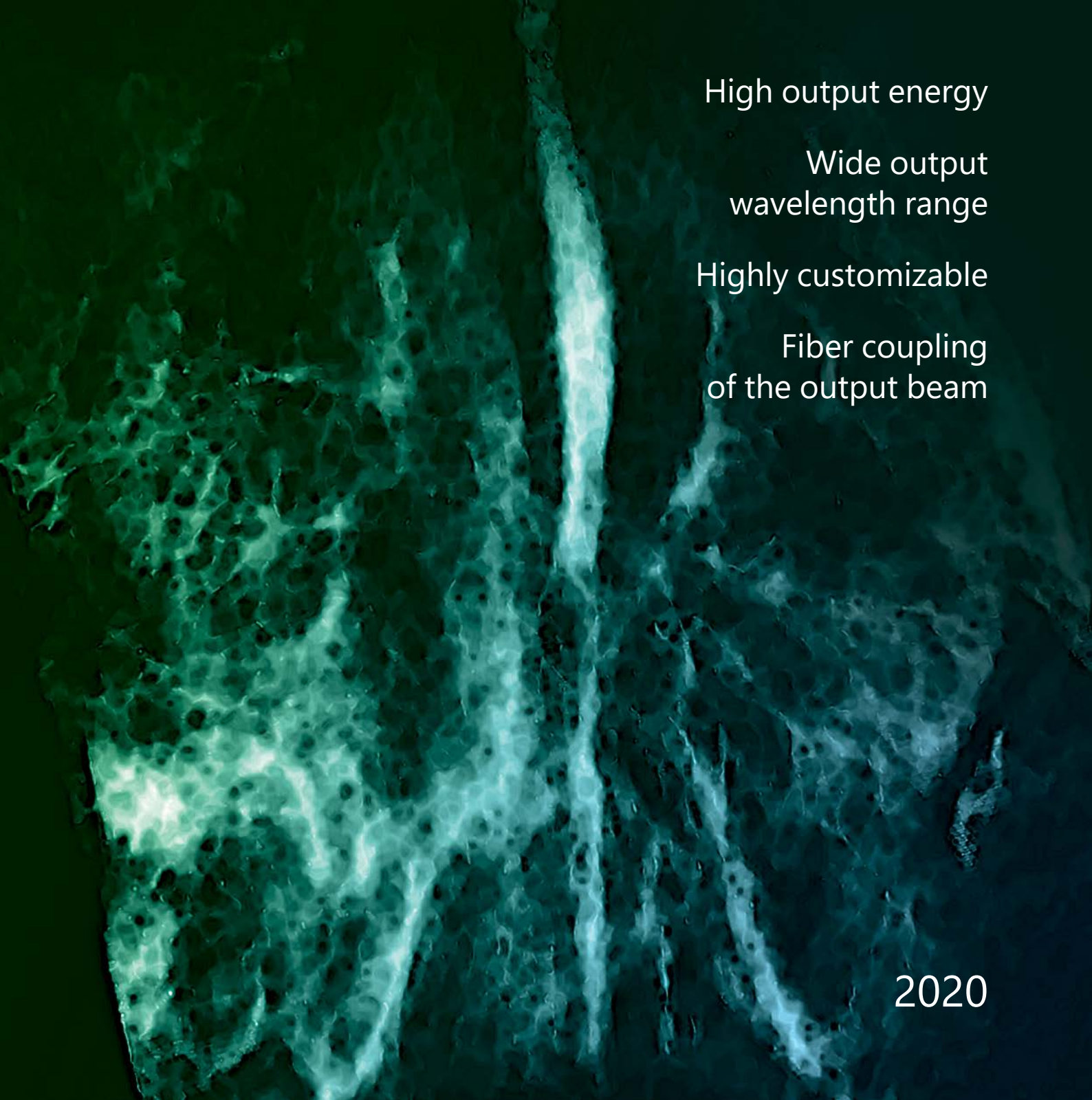


Photoacoustic Imaging Sources



High output energy

Wide output
wavelength range

Highly customizable

Fiber coupling
of the output beam

Photoacoustic Imaging Sources

Photoacoustic imaging is one of the fastest-growing research areas of non-invasive, high-resolution and high-contrast visualization of both superficial and deep tissues. This method has a number of advantages over widely used conventional research and diagnostic methods as unlike X-ray, it does not use hazardous irradiation and has a significantly higher imaging resolution compared to conventional ultrasound. Photoacoustic imaging is proven to be very effective in diagnosing breast tumors, skin cancer, thyroid nodules, osteoarthritis and rheumatoid arthritis, early diagnosis of blood vessel disorders and many more. Photoacoustic imaging can also be used for visualization of non-living objects, such as nondestructive inspection of the internal structure and property changes of composite materials and food inspection.

Photoacoustic imaging employs the physical property of molecules to briefly heat up and cool down while absorbing a short pulse of light (couple

of nanoseconds) of a certain wavelength. While heating up, molecules expand and while cooling down, they contract. This creates an ultrasound wave which can be captured by ultrasound transducers enabling the ability to locate the origin of sound. The penetration of light into tissue depends on the tissue properties and the pulse energy of the light. Moreover, different chromophores in the tissue can absorb light of different wavelengths, thus giving functional visual information.

Utilizing many years of experience in the development and production of tunable wavelength, high energy lasers, EKSPILA introduced PhotoSonus series laser sources, which were designed to be used in advanced photoacoustic imaging systems. These laser sources have a wide wavelength range of 660 – 2300 nm, up to 250 mJ of pulse energy and the capability of fiber coupling of the output beam. This makes them a perfect choice for any photoacoustic imaging system for irradiating different tissues and a range of other materials.

Flash-lamp pumped PhotoSonus laser systems combine a pump laser, OPO and power supply unit into a single mobile cart unit. Having the highest pulse energy of up to 250 mJ this is a perfect laser source for pre-clinical photoacoustic research equipment.

Diode-pumped PhotoSonus X is a low maintenance, high repetition rate (up to 100 Hz) and low noise laser system. Combining an optional internal energy meter and electromechanical shutter with laser self-test capability, this laser is certification-ready for both pre-clinical and clinical use.

A unique, fast-wavelength switching option enables each laser pulse to have a different wavelength in almost any sequence. This could be very useful while tracking changes in molecular properties within a short time period.

Flash-lamp pumped high-energy NT352 series tunable wavelength laser systems can be used in research labs as a standalone OPO system as well as an irradiation source for photoacoustic imaging systems.

Cover: Photoacoustic image of rat's kidney
Courtesy of PhotoSound Technologies, Inc.

PhotoSonus X



PhotoSonus X is a perfect solution for photoacoustic imaging in pre-clinical and clinical use and when fast sample scanning is required. Having high output energy of up to 65 mJ at the peak, a broad wavelength tuning range from 665 to 2600 nm, high pulse repetition rate up to 100 Hz and fast wavelength switching makes it a perfect photoacoustic imaging source for gaining high-resolution images and ensuring high data acquisition rate. Moreover, being built on a diode pumped solid-state laser platform, PhotoSonus X assures

significantly quieter operation (< 65 dB) compared with flash-lamp pumped lasers, which is very beneficial for clinical use.

Diode pumped laser technology and well-engineered system design ensures high reliability and low-cost system operation. PhotoSonus X output can be coupled with almost any type of fiber bundle.

With additional options of an internal energy meter and electromechanical shutter with laser self-test capability, PhotoSonus X can be ready for certification in clinical photoacoustic applications.

High Output Power DPSS Tunable Laser for Photoacoustic Imaging

FEATURES

- ▶ Hands-free wavelength tuning from 665 to 1064 nm and 1065 – 2600 nm
- ▶ Fully motorized wavelength tuning
- ▶ Externally triggerable
- ▶ High, up to 65 mJ pulse energy from OPO
- ▶ 100 Hz or 50 Hz pulse repetition rate
- ▶ Low-cost maintenance
- ▶ Certification ready
- ▶ Quite operation < 65 dB
- ▶ Integrated DPSS pump laser and OPO into a single housing
- ▶ Fiber bundle holder with safety interlock
- ▶ Signal and Idler through the same output (optional)
- ▶ Fast Wavelength Switching of up to 300 nm range between two consecutive pulses (optional)
- ▶ Motorized attenuator (optional)
- ▶ Integrated energy meter (optional)
- ▶ Electromechanical output shutter with laser self-test capability (optional)

PERFORMANCE

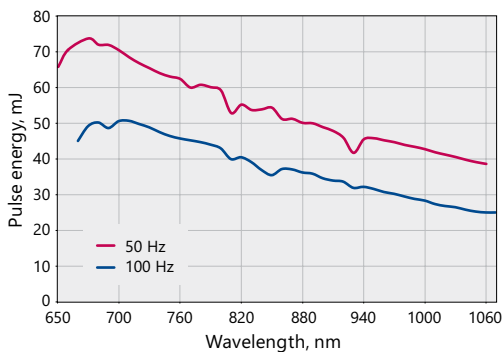


Fig 1. Typical PhotoSonus X free space signal output energy vs. wavelength

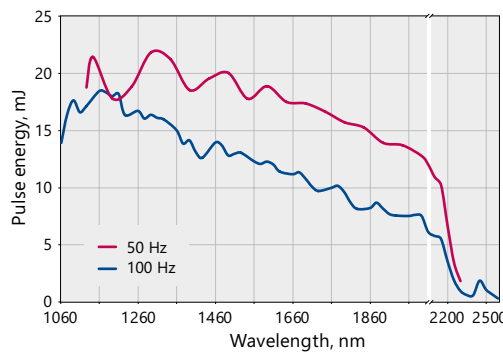


Fig 2. Typical PhotoSonus X free space idler output energy vs. wavelength

SPECIFICATIONS ¹⁾

Model	PhotoSonus X
OPO	
Wavelength range	
Signal	665 – 1064 nm
Idler (optional)	1065 – 2600 nm
OPO output pulse energy ²⁾	> 50 mJ at 100 Hz or > 65 mJ at 50 Hz
Pulse repetition rate ³⁾	100 Hz or 50 Hz
Scanning step	
Signal (665–1064 nm)	0.1 nm
Idler (1065 – 2600 nm)	1 nm
Pulse duration ⁴⁾	2 – 5 ns
Signal linewidth ⁵⁾	< 10 cm ⁻¹ at 100 Hz or < 15 cm ⁻¹ at 50 Hz
Typical signal beam diameter (1/e ²) ⁶⁾	5 ± 1 mm
Control interfaces	USB, LAN, RS232
PHYSICAL CHARACTERISTICS	
Cooling	Closed loop air-water cooled ⁷⁾
Unit size (W × L × H)	551 × 400 × 162 mm
Power supply size (W × L × H)	483 × 390 × 140 mm
Umbilical length	2.5 m
OPERATING REQUIREMENTS	
Room temperature	18 – 27 °C
Relative humidity	20 – 80 % (non-condensing)
Power requirements	100 – 240 VAC, single phase 50/60 Hz
Power consumption	< 2 kW

¹⁾ Due to continuous improvement, all specifications are subject to change without notice. The parameters marked typical are not specifications. They are indications of typical performance and will vary with each unit we manufacture. Unless stated otherwise all specifications are measured at 700 nm.
²⁾ Free space measurement at 700 nm. See tuning curves for typical outputs at other wavelengths.

³⁾ Other fixed pulse repetition rates are available upon request.
⁴⁾ FWHM measured with photodiode featuring 1 ns rise time and 300 MHz bandwidth oscilloscope.
⁵⁾ At 700 nm or higher wavelength.
⁶⁾ Measured at the free space output at 700 nm wavelength.
⁷⁾ Using external chiller.



Note: Laser must be connected to the mains electricity all the time. If there will be no mains electricity for longer than 1 hour then laser (system) needs warm up for a few hours before switching on.

OUTLINE DRAWINGS

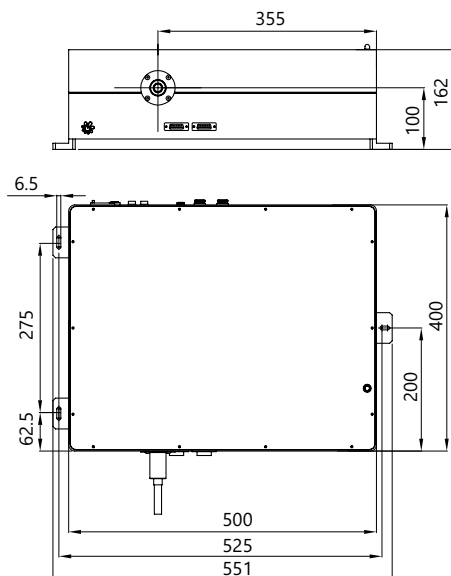


Fig 3. PhotoSonus X series laser head dimensions

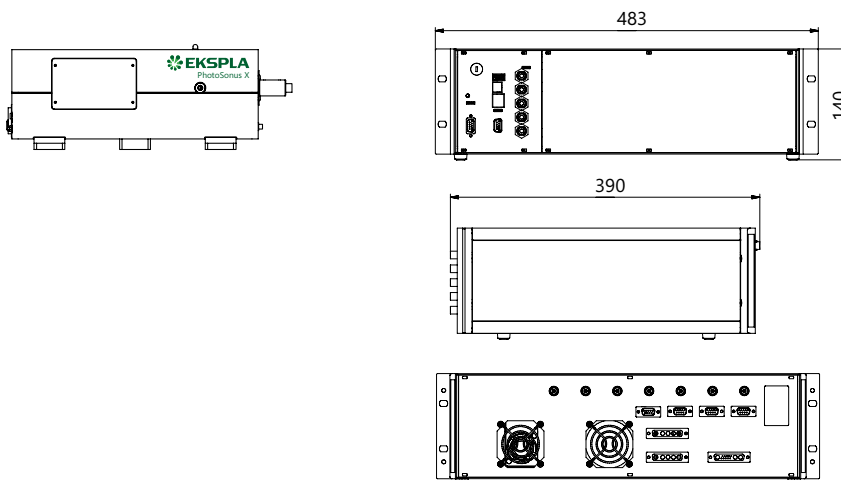


Fig 4. Outline drawing of PhotoSonus X power supply unit

High Energy, Mobile, Tunable Wavelength Laser Source for Photoacoustic Imaging

PhotoSonus



Following the demand for high output energies in the photoacoustic market for imaging larger volumes of tissue, PhotoSonus, an updated high energy tunable laser source for photo-acoustic imaging, was introduced. Time-tested Ekspla nanosecond pump laser, parametric oscillator, power supply and cooling unit are integrated in a single robust housing to provide mobility, ease of use and low maintenance cost. The highly flexible PhotoSonus platform makes it easily integrated and used in a photoacoustic imaging system. It is fully motorized and computer controlled, with user trigger outputs and inputs and special options such as motorized switching between OPO Signal and Idler, motorized attenuator, internal energy meter and electromechanical output shutter.

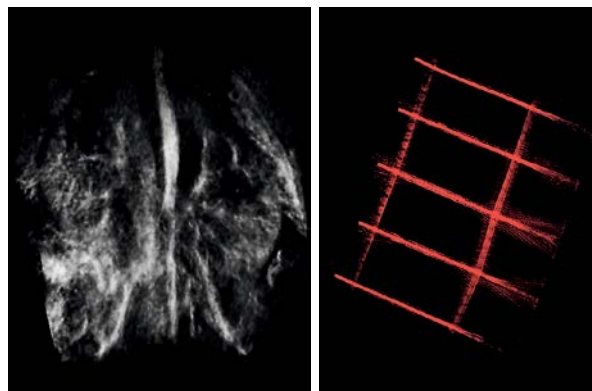
Recently, a fast wavelength switching option was introduced that enables each laser pulse to have a different wavelength within the entire signal or idler range and at any sequence. This new feature, combining high pulse energy (up to 180 mJ) and wide wavelength

tuning range (660 – 2300 nm) makes PhotoSonus the irreplaceable imaging source for any photo acoustic system.

For even higher sample imaging depth and resolution a PhotoSonus+, with up to 250 mJ maximum pulse energy, was introduced.

For convenience, the outputs of PhotoSonus and PhotoSonus+ lasers can be coupled with almost any type of fiber bundle.

SAMPLE PHOTOACOUSTIC IMAGES



Courtesy of PhotoSound Technologies, Inc.

FEATURES

- ▶ High up to 250 mJ output energy
- ▶ Wide tuning range from 660 to 1064 nm and from 1065 to 2300 nm
- ▶ 10 Hz or 20 Hz pulse repetition rate
- ▶ Integrated pump laser, OPO and PSU in single mobile unit
- ▶ One year warranty
- ▶ Low maintenance cost
- ▶ Fiber bundle connectors with safety interlock
- ▶ Fast Wavelength Switching within entire range between two consecutive pulses (optional)
- ▶ Electromechanical output shutter with laser self-test capability (optional)
- ▶ Integrated energy meter (optional)
- ▶ Motorized attenuator (optional)
- ▶ Access to pump laser wavelengths 1064/532 nm (optional)
- ▶ Signal and Idler through the same output (optional)

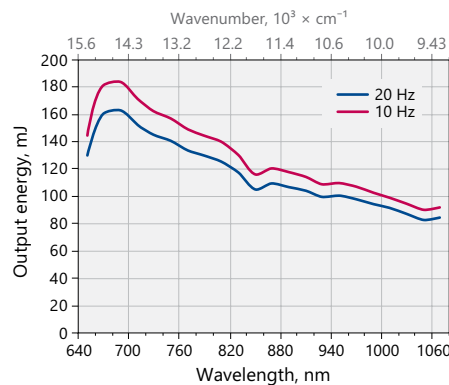
SPECIFICATIONS ¹⁾

Model	PhotoSonus	PhotoSonus+
OPO		
Wavelength range		
Signal	660 – 1064 nm	
Idler (optional)	1065 – 2300 nm	
OPO output MAX pulse energy ²⁾	> 180 mJ at 10 Hz; or > 160 mJ at 20 Hz	> 250 mJ at 10 Hz
Scanning step:		
Signal (660 – 1064 nm)	0.1 nm	
Idler (1065 – 2300 nm)	1 nm	
Pulse duration ³⁾	3 – 5 ns	
Signal linewidth	< 10 cm ⁻¹	
Typical signal beam diameter (1/e ²) ⁴⁾	7 ± 2 mm	9 ± 2 mm
PHYSICAL CHARACTERISTICS		
Unit size (W × L × H mm)	434 × 672 × 887 mm	
OPERATING REQUIREMENTS		
Room temperature	18 – 27 °C	
Relative humidity	20 – 80 % (non-condensing)	
Power requirements ⁵⁾	208 or 240 VAC, single phase 50/60 Hz	
Power consumption	< 1.0 kVA (10 Hz), < 1.5 kVA (20 Hz)	< 1.5 kVA (10 Hz)

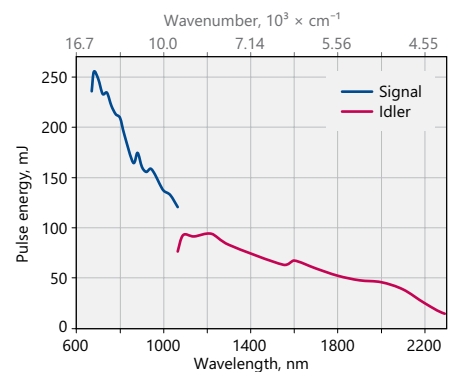
- ¹⁾ Due to continuous improvement, all specifications are subject to change without notice. The parameters marked typical are not specifications. They are indications of typical performance and will vary with each unit we manufacture. Unless stated otherwise all specifications are measured at 700 nm.
- ²⁾ Free space measurement at 700 nm. See tuning curves for typical outputs at other wavelengths.
- ³⁾ FWHM measured with photodiode featuring 1 ns rise time and 300 MHz bandwidth oscilloscope.
- ⁴⁾ Measured at the free space output at 700 nm. Can be adjusted as per request.
- ⁵⁾ Mains voltage should be specified when ordering.



PERFORMANCE

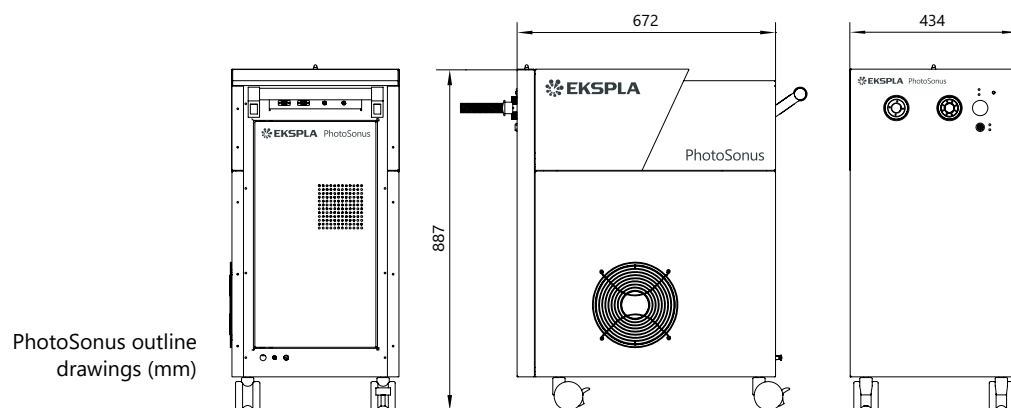


Typical PhotoSonus signal output pulse energy vs. wavelength curve



Typical PhotoSonus+ signal and idler output pulse energy vs. wavelength curve

DRAWINGS



PhotoSonus outline drawings (mm)

NT350 SERIES



BENEFITS

- ▶ High pulse energy (up to 230 mJ) is highly beneficial for photoacoustics imaging applications
- ▶ Superior tuning resolution ($1 - 2 \text{ cm}^{-1}$) allows recording of high quality spectra
- ▶ High integration level saves valuable space in the laboratory
- ▶ Flashlamps replacement without misalignment of the laser cavity saves on maintenance costs
- ▶ In-house design and manufacturing of complete systems, including pump lasers, guarantees on-time warranty and post warranty services and spares supply
- ▶ Variety of control interfaces: USB, RS232, LAN and WLAN ensures easy control and integration with other equipment
- ▶ Attenuator and fiber bundle coupling options facilitate incorporation of NT350 systems into various experimental environments

NT352 series tunable laser seamlessly integrates in a compact housing a nanosecond optical parametric oscillator and Nd:YAG Q-switched laser.

Two models with different output pulse energy values are offered. The most powerful model has more than 230 mJ pulse energy at 700 nm. Narrow linewidth ($<10 \text{ cm}^{-1}$) is nearly constant through whole tuning range, which makes laser suitable for many spectroscopy application.

The device is controlled from the remote keypad or PC using LabVIEW™ drivers that are supplied with the system. The remote pad features a backlit display that is easy to read even while wearing laser safety glasses.

System is designed for easy and cost-effective maintenance. Replacement of flashlamps can be done without misalignment of the laser cavity and deterioration of laser performance. OPO pump energy monitoring system helps to increase lifetime of the optical components.

High Energy NIR Range Tunable Lasers

FEATURES

- ▶ Hands-free, automated wavelength tuning from 330 to 2600 nm
- ▶ Up to 230 mJ in range 660 – 2600 nm, 35 mJ in range 330 – 660 nm
- ▶ Narrow linewidth across tuning range
- ▶ 3–5 ns pulse duration
- ▶ Remote control via key pad or PC
- ▶ Separate output port for 532 nm beam. Output for 1064 nm is optional
- ▶ OPO pump energy monitoring
- ▶ Hermetically sealed oscillator cavity protects non-linear crystals from dust and humidity

APPLICATIONS

- ▶ Photoacoustic imaging
- ▶ Flash photolysis
- ▶ Photobiology
- ▶ Remote sensing
- ▶ Non-linear spectroscopy

Options

Optional items are available allowing optimization of the laser system for Your application, for example:

- ▶ Fiber bundle coupled output in 350–2000 nm range;
- ▶ Efficient second harmonic generator for 330–660 nm range;
- ▶ Pulse energy attenuator;
- ▶ Water-air cooled power supply.

Please inquire custom-build versions and options.

SPECIFICATIONS ¹⁾

Model	NT352C	NT352E
OPO		
Wavelength range		
Signal	660–1064 nm	
Idler	1065–2600 nm	
SH	330–660 nm	
Output pulse energy ²⁾		
OPO	150 mJ	230 mJ
SH	25 mJ	35 mJ
Linewidth ³⁾		
<10 cm ⁻¹		
Tuning resolution ⁴⁾		
Signal (660–1064 nm)	1 cm ⁻¹	
Idler (1064–2450 nm)	1 cm ⁻¹	
SH (330–530 nm)	2 cm ⁻¹	
Pulse duration ⁵⁾		
3–5 ns		
Typical beam diameter ⁶⁾		
	7 mm	9 mm
Typical beam divergence ⁷⁾		
<2 mrad		
Polarization		
Signal beam	horizontal	
Idler beam	vertical	
SH beam	vertical	
PUMP LASER ⁸⁾		
Pump wavelength		
532 nm		
Max pump pulse energy		
	450 mJ	700 mJ
Pulse duration		
4 – 6 ns		
Beam quality		
"Hat-Top" in near field. Close to Gaussian in far field		
Beam divergence		
<0.6 mrad		
Pulse energy stability (StdDev)		
<2.5 %		
Pulse repetition rate		
10 Hz		
PHYSICAL CHARACTERISTICS		
Unit size (W × L × H)		
456 × 821 × 270 mm		
Power supply size (W × L × H)		
330 × 490 × 585 mm		
Umbilical length		
2.5 m		
OPERATING REQUIREMENTS		
Water consumption (max 20 °C) ⁹⁾		
10 l/min		
Room temperature		
18–27 °C		
Relative humidity		
20–80 % (non-condensing)		
Power requirements ¹⁰⁾		
200 – 240 VAC, single phase, 50/60 Hz		
Power consumption		
< 1.5 kVA		

¹⁾ Due to continuous improvement, all specifications are subject to change without notice. The parameters marked typical are not specifications. They are indications of typical performance and will vary with each unit we manufacture. Unless stated otherwise all specifications are measured at 700 nm and for basic system without options.

²⁾ Measured at 700 nm for OPO and 350 nm for SH. See tuning curves for typical outputs at other wavelengths.

³⁾ In signal and idler range.

⁴⁾ When wavelength is controlled from PC. When wavelength is controlled from keypad, tuning resolution is 0.1 nm for signal, 1 nm for idler and 0.5 nm for SH.

⁵⁾ FWHM measured with photodiode featuring 1 ns rise time and 300 MHz bandwidth oscilloscope.

⁶⁾ Beam diameter is measured at 700 nm at the 1/e² level and can vary depending on the pump pulse energy.

⁷⁾ Full angle measured at the FWHM level at 700 nm.

⁸⁾ Separate output port for the 532 nm beam is standard. Output for 1064 nm beam is optional. Pump laser output will be optimized for the best OPO operation and specification may vary with each unit we manufacture.

⁹⁾ Air cooled power supply is available as option.

¹⁰⁾ Mains voltage should be specified when ordering.



PERFORMANCE

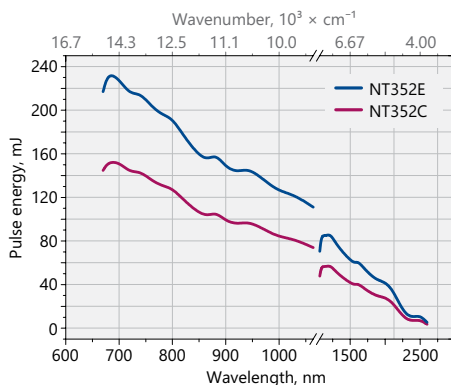


Fig 1. Typical output energy of the NT350 series tunable wavelength systems

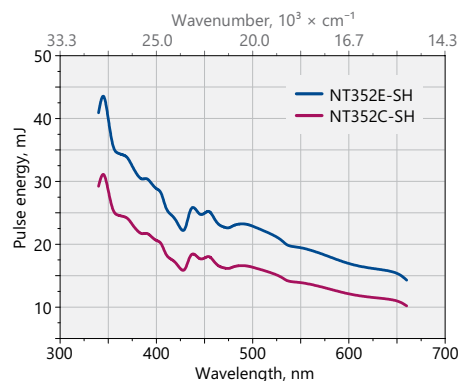


Fig 2. Typical output energy of the NT350 series tunable wavelength systems with SH option

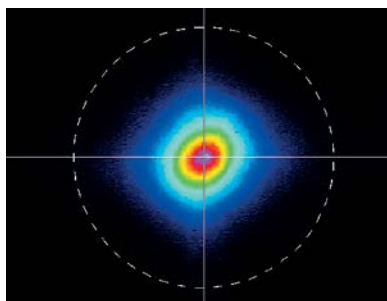
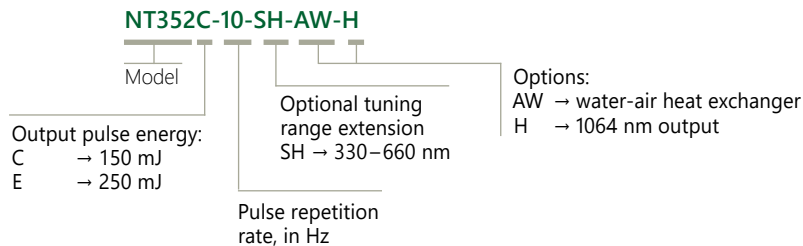


Fig 3. Typical far field beam profile of NT352B laser at 800 nm

ORDERING INFORMATION

Note: Laser must be connected to the mains electricity all the time. If there will be no mains electricity for longer than 1 hour then laser (system) needs warm up for a few hours before switching on.





ISO9001 Certified

 株式会社 東京インスツルメンツ
TOKYO INSTRUMENTS, INC.

本社：〒134-0088 東京都江戸川区西葛西 6-18-14 T. I. ビル
TEL：03-3686-4711 FAX：03-3686-0831

大阪営業所：〒532-0003 大阪市淀川区宮原 4-1-46 新大阪北ビル
TEL：06-6393-7411 FAX：06-6393-7055

Web：<https://www.tokyoinst.co.jp/> E-mail：sales@tokyoinst.co.jp

Savanorių Av. 237
LT-02300 Vilnius
Lithuania

ph. +370 5 264 96 29
fax +370 5 264 18 09
sales@ekspla.com
www.ekspla.com