

UltraFlux

FT300 SERIES



UltraFlux FT300 series is a compact high energy tunable wavelength femtosecond laser system which incorporates the advantages of ultrafast fiber laser, solid-state and parametric amplification technologies. Novel OPCPA front-end technology uses the same picosecond fiber laser for seeding both picosecond DPSS pump laser and femtosecond parametric amplifier by spectrally broadened output. This approach greatly simplifies the system – excludes femtosecond regenerative amplifier and eliminates the need of pump and seed pulse synchronization. In addition to that, contrast of the output pulses in picosecond to nanosecond time scale is potentially increased.

All UltraFlux series laser systems are assembled on a rigid breadboard to ensure excellent long-term stability. Modular internal design offers high level of customization and easy scalability. These systems can be customized according to customer requirements.

Incorporation of parametric amplification technology together with a novel ultrafast fiber laser helped to create and bring to the market a new tool for femtosecond pump-probe, nonlinear spectroscopy, emerging high harmonic generation experiments and other femtosecond and nonlinear spectroscopy applications. With this laser ultrafast science breakthrough is closer to any photonics lab than ever before.

Tunable Wavelength Femtosecond Laser Systems

FEATURES

- ▶ Based on the novel **OPCPA** (Optical Parametric Chirped Pulse Amplification) technology – simple and cost-efficient operation
- ▶ Patented front-end design (patents no. EP2827461 and EP2924500)
- ▶ Hands free wavelength tuning
- ▶ Up to **1 kHz** repetition rate
- ▶ Up to **3 mJ** pulse energy
 - Excellent pulse energy stability: < 1.5 % rms
 - Excellent long-term average power stability: < 1.5 % rms over > 12 hour period
- ▶ High contrast pulses without any additional improvement equipment

APPLICATIONS

- ▶ Broadband CARS and SFG
- ▶ Femtosecond pump-probe spectroscopy
- ▶ Nonlinear spectroscopy
- ▶ High harmonic generation

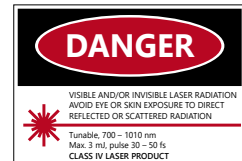
OPTIONS

- ▶ **SH/TH** harmonics module:
SH 375 – 480 nm,
TH 250 – 320 nm
- ▶ **SH/TH/FH** harmonics module:
SH 375 – 480 nm,
TH 250 – 320 nm
FH 210 – 230 nm
- ▶ Optically synchronized ps output
- ▶ PLL (Phase Locking Loop) for precise (<1 ps, rms) locking with external synchronization pulse

SPECIFICATIONS ¹⁾

Model	UltraFlux FT031k	UltraFlux FT31k	UltraFlux FT310
MAIN SPECIFICATIONS			
Max. Pulse energy	300 μ J	3 mJ	
SH output ⁴⁾	-	20 % conversion at 440 nm	
TH output ⁴⁾		5 % conversion at 290 nm	
FH output ⁴⁾		1 % conversion at 220 nm	
Wavelength tuning range			
Standard version	700 – 1010 nm	750 – 960 nm	
SH output ⁴⁾	-	375 – 480 nm	
TH output ⁴⁾		250 – 320 nm	
FH output ⁴⁾		210 – 230 nm	
Scanning steps			
SH output ⁴⁾	-	5 nm	
TH output ⁴⁾		3 nm	
FH output ⁴⁾		2 nm	
Pulse duration	35 – 60 fs	20 – 60 fs	
Pulse repetition rate	1 kHz		10 Hz
Pulse energy stability	< 1.5 %, rms		
Long-term power stability	< 1.5 %, rms		
Spatial mode	Super Gaussian		
Beam diameter (1/e ²)	2 mm	7 mm	
Pulse contrast ²⁾	$\geq 10^{-6} : 1$ (within ± 50 ps)		
	$\geq 10^{-8} : 1$ (in ns range)		
Polarization	Linear, horizontal		
Beam pointing stability	$\leq 50 \mu$ rad, rms		
Optical to RF signal jitter ³⁾	< 1 ps		
Footprint on optical table	1.2 \times 0.75 m	1.2 \times 2.0 m	

- ¹⁾ Presented parameters are from delivered systems and can be customized to meet customer’s requirements.
- ²⁾ Pulse contrast is only limited by amplified parametric fluorescence (APF) in the temporal range of ~ 90 ps which covers OPCPA pump pulse duration and is better than $10^6 : 1$. APF contrast depends on OPCPA saturation level (Fig. below). Our system is ASE-free and pulse contrast value in nanosecond range is limited only by measurement device capabilities (third-order autocorrelator). There are no pre-pulses generated in the system and post-pulses are eliminated by using wedged transmission optics.
- ³⁾ With -PLL option purchased.
- ⁴⁾ With SH/TH or SH/TH/FH module.



PERFORMANCE

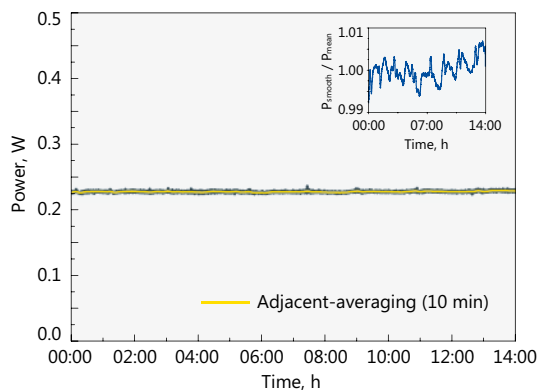


Fig 1. Long-term power stability measurement at 800 nm wavelength

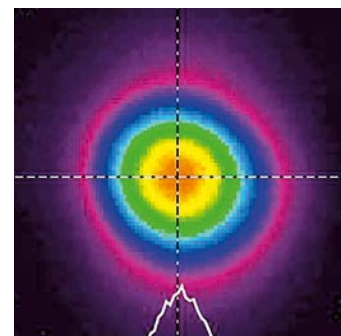


Fig 2. Typical beam profile of FT031k. Output pulse energy 0.3 mJ at 890 nm

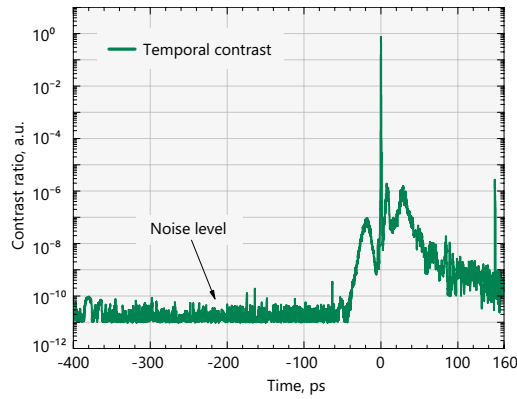


Fig 3. Typical temporal contrast of UltraFlux systems

DELIVERED SYSTEMS



UltraFlux FT310. Customised compact (1.2 × 0.9 m), fully diode pumped, tunable wavelength femtosecond laser system delivering up to 2.5 mJ pulse energy with pulse duration down to 20 fs. Optically synchronized (low jitter) fs and ps outputs available.

TII 株式会社 東京インストルメンツ
TOKYO INSTRUMENTS, INC.

本社：〒134-0088 東京都江戸川区西葛西 6-18-14 T. I. ビル

TEL : 03-3686-4711 FAX : 03-3686-0831

大阪営業所：〒532-0003 大阪市淀川区宮原 4-1-46 新大阪北ビル

TEL : 06-6393-7411 FAX : 06-6393-7055

Web : <https://www.tokyoinst.co.jp/> E-mail : sales@tokyoinst.co.jp