

Temporally Shaped (AWG) High Energy Nd:YAG Lasers

NanoFlux AWG SERIES



Typical external view of NanoFlux N5k10-AWG-SH laser head

The main laser feature is the ability to shape output pulses temporally which is accomplished by an electro-optical modulator driven by programmable arbitrary waveform generator (AWG).

The front end of NanoFlux AWG laser system is comprised of a single-mode CW laser which is amplified in a fiber amplifier in the next step. Later on, AWG driven modulator transmits pulses of required temporal shape and duration which are further amplified diode pumped regenerative amplifier or all-in-fiber amplifier in order to reach energies sufficient to amplify in single-pass diode and flash lamp pumped amplifiers. Pulse shaping resolution is 125 ps, while maximum pulse length is 500 ns.

NanoFlux series linear amplifiers are convenient solution for high energy nanosecond systems where pulses are amplified in a chain of flash lamp pumped amplification units up to required energy. During amplification spatial beam shaping is used in order to get a flat top shaped beam profile without hot spots at the system output.

Angle-tuned non-linear crystals harmonic generators mounted in temperature stabilized heaters are used for second, third and fourth harmonic generation. Harmonic separation system is designed to ensure high spectral purity of radiation and direct it to the output ports.

FEATURES

- ▶ High energy nanosecond lasers
- ▶ Temporally shaped pulses
- ▶ Up to **10 J** pulse energies
- ▶ **10 Hz** pulse repetition rate
- ▶ Arbitrary waveform generator for pulse shaping
- ▶ **0.15 – 500 ns** adjustable pulse duration
- ▶ **Excellent** pulse energy **stability**
- ▶ **Cost effective** flash lamp pumped power amplifier
- ▶ Optional temperature stabilized harmonics options
- ▶ **Super-Gaussian** beam profile

APPLICATIONS

- ▶ OPCPA pumping
- ▶ Front end for power amplifiers
- ▶ Ti:Sapphire pumping
- ▶ Laser peening – material hardening by laser-induced shock wave
- ▶ Plasma and shock physics

SPECIFICATIONS

Model	N2k10-AWG	N5k10-AWG	N10k10-AWG
MAIN SPECIFICATIONS ¹⁾			
Output energy ²⁾			
at 1064 nm	1 500 mJ	5 000 mJ	10 000 mJ (2 × 5 000 mJ) ³⁾
at 532 nm ^{4) 5)}	1 000 mJ	3 000 mJ	6 000 mJ
at 355 nm ⁴⁾	Inquire	Inquire	Inquire
Pulse repetition rate	10 Hz	10 Hz	10 Hz
Pulse duration ⁶⁾	0.15–20 ns	0.15–20 ns	0.15–20 ns
Pulse energy stability ⁷⁾			
at 1064 nm	≤ 0.5 %	≤ 0.5 %	≤ 0.5 %
at 532 nm	≤ 1 %	≤ 1 %	≤ 1 %
Long-term power drift ⁸⁾	± 2 %	± 2 %	± 2 %
Beam spatial profile ⁹⁾	Super-Gaussian	Super-Gaussian	Super-Gaussian
Beam diameter ¹⁰⁾	~11 mm	~25 mm	~25 mm
Beam pointing stability ¹¹⁾	≤ 50 μrad	≤ 50 μrad	≤ 50 μrad
Beam divergence	≤ 0.5 mrad	≤ 0.5 mrad	≤ 0.5 mrad
Optical pulse jitter ¹²⁾	< 50 ps	< 50 ps	< 50 ps
Linewidth	Single-mode	Single-mode	Single-mode
Polarization	Linear, > 90 %	Linear, > 90 %	Linear
PHYSICAL CHARACTERISTICS ¹³⁾			
Laser head size (W×L×H mm)	750 × 1350 × 300	700 × 2100 × 300	1000 × 2100 × 300
Power supply size (W×L×H mm)	550 × 600 × 840 – 1 unit 550 × 600 × 670 – 1 unit	550 × 600 × 1220 – 2 units	550 × 600 × 1220 – 2 units 550 × 600 × 670 – 1 unit
Umbilical length ¹⁴⁾	5 m	5 m	5 m
OPERATING REQUIREMENTS ¹⁵⁾			
Power requirements ¹⁶⁾	208, 380 or 400 V AC, three phases, 50/60 Hz	208, 380 or 400 V AC, three phases, 50/60 Hz	208, 380 or 400 V AC, three phases, 50/60 Hz
Power consumption ¹⁷⁾	≤ 6 kVA	≤ 9 kVA	≤ 13 kVA
Water supply ¹⁷⁾	≤ 5 l/min, 2 Bar, max 15 °C	≤ 8 l/min, 2 Bar, max 15 °C	≤ 12 l/min, 2 Bar, max 15 °C
Operating ambient temperature	22 ± 2 °C	22 ± 2 °C	22 ± 2 °C
Storage ambient temperature	15 – 35 °C	15 – 35 °C	15 – 35 °C
Relative humidity (non-condensing)	≤ 80 %	≤ 80 %	≤ 80 %
Cleanness of the room	ISO Class 7	ISO Class 7	ISO Class 7

¹⁾ Due to continuous improvement, all specifications are subject to change without notice. The parameters marked 'typical' are indications of typical performance and will vary with each unit we manufacture. Presented parameters can be customized to meet customer's requirements. All parameters measured at 1064 nm if not stated otherwise.

²⁾ The output energies are measured at 5 ns, rectangular pulse at time domain, FWHM.

³⁾ The 10 J energy output is combined of two 5 J channels with vertical and horizontal polarizations.

⁴⁾ Harmonic outputs are optional. Specifications valid with respective harmonic module purchased. Outputs are not simultaneous.

⁵⁾ Second harmonic is available with LBO crystal then the conversion efficiency is increased to 70%. If TH/FH options are orders second harmonic efficiency is reduced to ~50 %.

⁶⁾ Variable pulse duration in steps of 125 ps. Standard pulse duration adjustability is between 1-20 ns. Shorter or longer pulse durations are optional. Pulse shaping is possible in the range of 1 – 500 ns.

⁷⁾ Under stable environmental conditions, normalized to average pulse energy (RMS, averaged from 60 s).

⁸⁾ Measured over 8 hours period after 30 min warm-up when ambient temperature variation is less than ±2 °C.

⁹⁾ Super-Gaussian spatial mode of 6-11th order in near field.

¹⁰⁾ Beam diameter is measured at signal output at 1/e² level for Gaussian beams and FWHM level for Super-Gaussian beams.

¹¹⁾ Beam pointing stability is evaluated as movement of the beam centroid in the focal plane of a focusing element (RMS, averaged from 60 s).

¹²⁾ Optical pulse jitter with respect to electrical outputs: Trig out > 3.5 V @ 50 Ω.

¹³⁾ System sizes are preliminary and depend on customer lab layout and additional options purchased.

¹⁴⁾ Longer umbilical with up to 10 m available upon request.

¹⁵⁾ The laser and auxiliary units must be settled in such a place void of dust and aerosols. It is advisable to operate the laser in air conditioned room, provided that the laser is placed at a distance from air conditioning outlets. The laser should be positioned on a solid worktable. Access from one side should be ensured.

¹⁶⁾ Voltage fluctuations allowed are +10 % / -15 % from nominal value.

¹⁷⁾ Power consumption and water supply requirements deviate depending on system configuration.



OPTIONS

Option	Description	Comment
- G	Provides a Gaussian-like beam profile	Pulse energies are typically lower in comparison to standard version by 80%
- AW	Water-air cooling unit or chiller	
- N20...N500	Extended AWG pulse durations	Output energies (especially for SHG output) are specified for one pulse duration with square temporal pulse shape

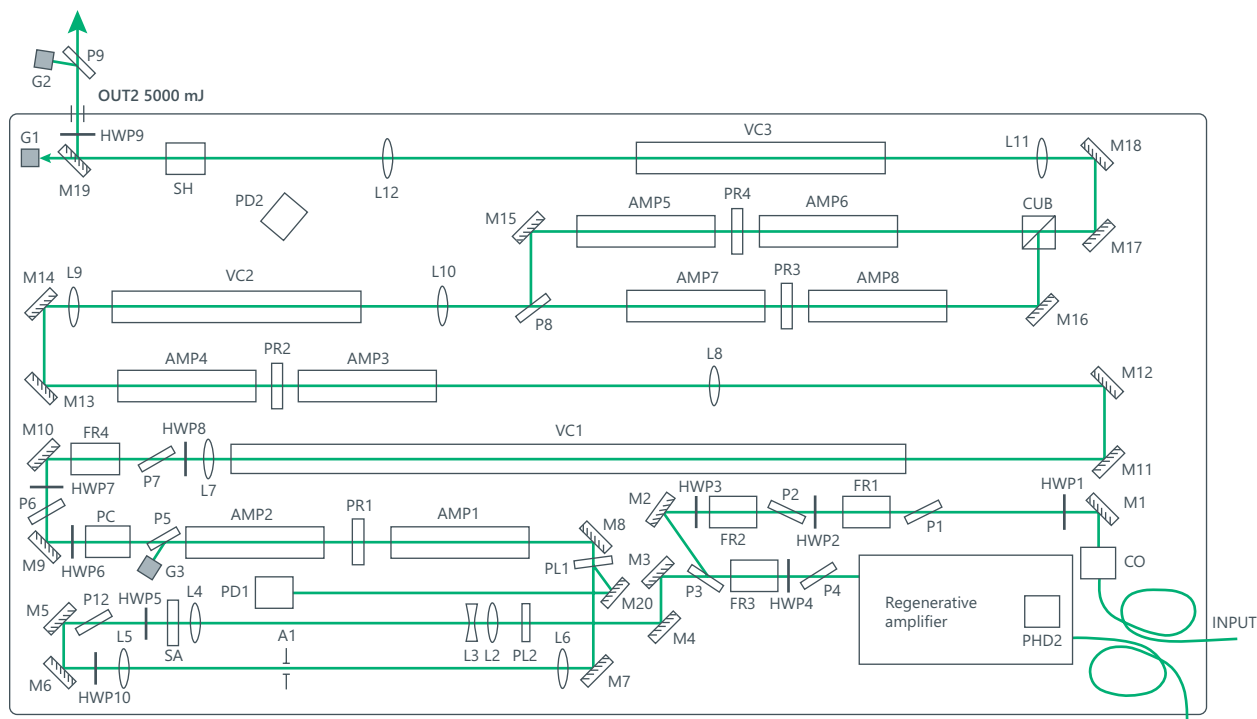


Fig 1. Principal optical layout of NanoFlux N10k10-AWG-SH (actual layout might vary)

PERFORMANCE

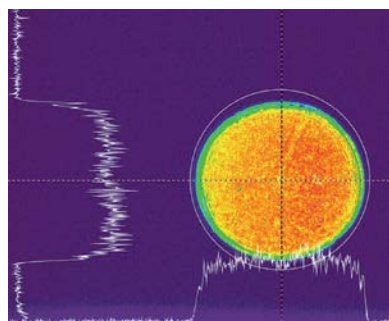


Fig 2. Typical beam profile of NanoFlux AWG laser system at 532 nm (imaged from SH crystal plane)

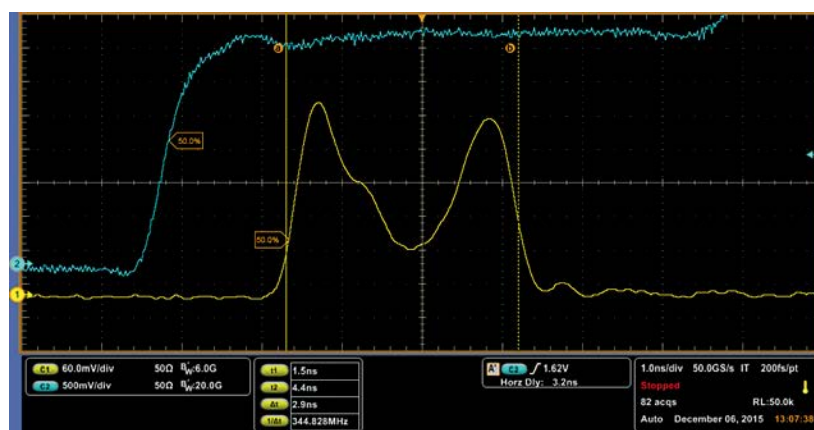


Fig 3. Temporally M shaped pulse (yellow line)

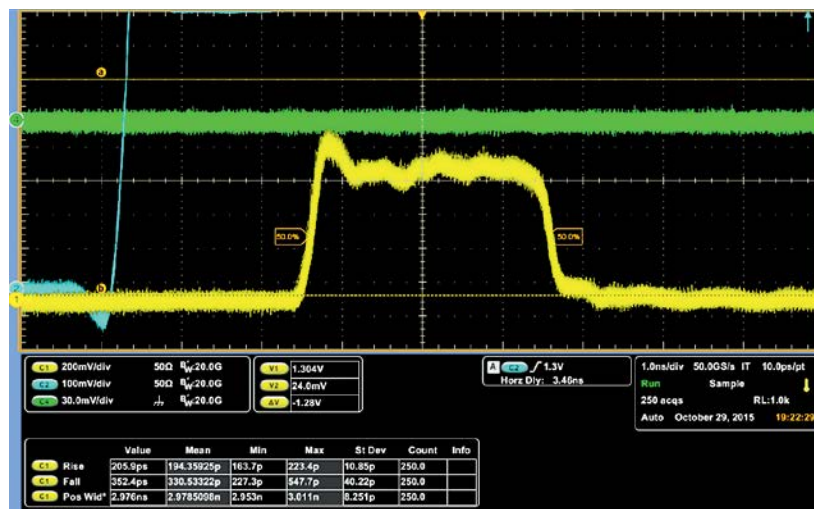


Fig 4. Temporally square shaped pulse (yellow line)

OUTLINE DRAWINGS

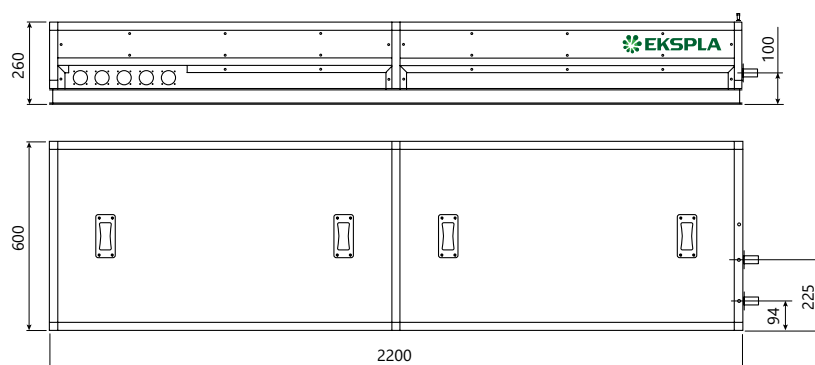


Fig 5. NanoFlux N10k10-AWG laser head outline drawing (actual dimensions might vary)

POWER SUPPLY

Cabinet	Usable height	Height H, mm	Width W, mm	Depth D, mm
MR-9	9 U	455.5 (519 ¹⁾)	553	600
MR-12	12 U	589 (653 ¹⁾)	553	600
MR-16	16 U	768 (832 ¹⁾)	553	600
MR-20	20 U	889 (952 ¹⁾)	553	600
MR-25	25 U	1167 (1231 ¹⁾)	553	600
MR-34	34 U	1640 (1709 ¹⁾)	553	600

¹⁾ Full height with wheels.

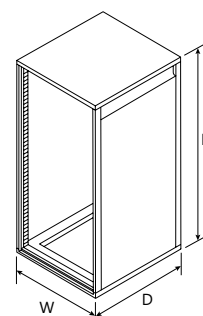


Fig 6. Typical NanoFlux AWG laser system power supply dimensions (MR rack used depends on the laser model)

ORDERING INFORMATION

Note: Laser must be connected to the mains electricity all the time. If there will be no mains electricity for longer than 1 hour then laser (system) needs warm up for a few hours before switching on.

NanoFlux N(1)(2)-AWG-(3)

Energy level:
2k → 2 J
5k → 5 J
10k → 10 J

Any additional options:
See 'Options' table

Pulse repetition rate:
SS → Single Shot
10 → 10 Hz

TII 東京インスツルメンツ
TOKYO INSTRUMENTS
グローバルにネットワークを広げ、最先端の科学をお客様に提供

本 社：〒134-0088 東京都江戸川区西葛西6-18-14 T.ビル Tel. 03-3686-4711
営業所：〒532-0003 大阪府大阪市淀川区宮原4-1-46 新大阪北ビル Tel. 06-6393-7411
URL: <https://www.tokyoinst.co.jp> Mail: sales@tokyoinst.co.jp

TII Group Company

UNISOKU
超高真空・極低温走査型プローブ顕微鏡
高速分光測定装置、クライオスタット

LOTIS TII Nd:YAGレーザー、Ti:Sレーザー
OPOLレーザー

EKSPLA

●本カタログに記載されている内容は、改良のため予告無く変更する場合があります。(製品の仕様、性能、価格などはカタログ発行当時のものです)
●本カタログに記載されている内容の一部または全部を無断で転載することは禁止されております。
●本カタログに記載されているメーカー名、製品名などは各社の商標または登録商標です。